

SCIENCE MUSEUM OKLAHOMA

My Trip to Science Museum Oklahoma

I am going to go to Science Museum Oklahoma. We will pay or check-in. Then it will be time for me to play in the museum! I need to remember to stay with an adult while I am exploring Science Museum Oklahoma.

When I am playing in an exhibit, I need to remember to share all of the activities with the other children who are visiting the museum. It is important to walk around the exhibits to make sure everyone stays safe.

While I am visiting Science Museum Oklahoma, I must follow three important rules:

1. I need to stay with an adult.
2. I need to take turns with other children.
3. I should walk.



Sensory Kit

This kit includes:

1. Fidget toy
2. Gloves
3. Sunglasses
4. Digital timer
5. Noise-buffering headphones



Sensory Space

Sensory Space is a low-sensory zone. I can relax in this soothing environment if I need a break from the other activities in the museum. This area is a safe place for me to rest.





Friendly Faces

If I need help, I should ask one of the Science Museum Oklahoma staff wearing a museum staff shirt.

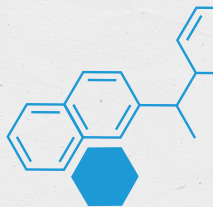
They can help me if I have lost my adult.

CurioCity

In this space I can explore using my hands, ears, and voice. I can be as loud as I want to be. I can get messy at the water table if I want.

If I get wet at the water table, I can dry off in the air dryer.

The air dryer is loud, so I may need my headphones if I dry off in it. It is okay if I do not want to get wet, I can just stand and watch.



Science Live

Science Live will happen at 11 a.m. and 1 p.m.

Between Memorial Day and Labor Day, there is also a show at 3 p.m. The 11 a.m. show is quieter, and the 1 p.m.

show has loud explosions. When I see this show, I may need to wear my headphones because it will be loud.

I am safe when I see this show.





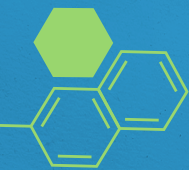
Aviation Wing

I can look at all kinds of airplanes, helicopters, and even a car in this space.

I will not be able to go into or climb on the planes, helicopters, or cars.

Tinkering Garage

In the Tinkering Garage I can make something to leave for others to look at and enjoy. I can make and explore using real tools. There are team members who can help me make something.



GadgetTrees

In GadgetTrees, I can run and climb. I need to watch out for small children. I can go down the slide while taking turns.



KidSpace

I can play in KidSpace if I am below the green arrow.
I can play in the fire engine and make a siren sound.

I can also play in the water table and wear an apron. It is okay to get messy here.



When I play, I should watch out for children who are smaller than me. I can play in the light room and with the light table.

Sound Check

In this space I can explore sound. I can see vibrations by moving objects and pushing buttons.



Love's Planetarium



In the Love's Planetarium, the lights will turn off so we can see the stars in the dark. The lights will come back on at the end of the show. I will sit while learning about the stars and planets. It will be dark for at least 30 minutes.



Eye On The Sky

I can get in an area that will make it feel like I am outside during a tornado. There will be a closed door and it will be windy, but I am safe while I am inside.

If I want to get out I can open the door and the wind will stop.



The Gardens

The museum's gardens are outside. If the weather is bad, I might not be able to play there. When I get out there, I can play on the excavators.



There is a nature kitchen where I can play with dirt. I can stay on the paths and grass.

There is a vegetable garden I can see with my eyes. I can play games like tic-tac-toe and disc golf. This is a great place to take a break if I need one.

Big Game Theory

This is a space I can go to play with other children. I can play games that are really big. It is okay if I do not win my game. I can keep trying.



Destination Space

When I walk into this space, there will be a loud sound. It is okay because it is just air making the sound.


I can play in video game chairs or watch a video about NASA's Artemis program in the Destination Space theater.



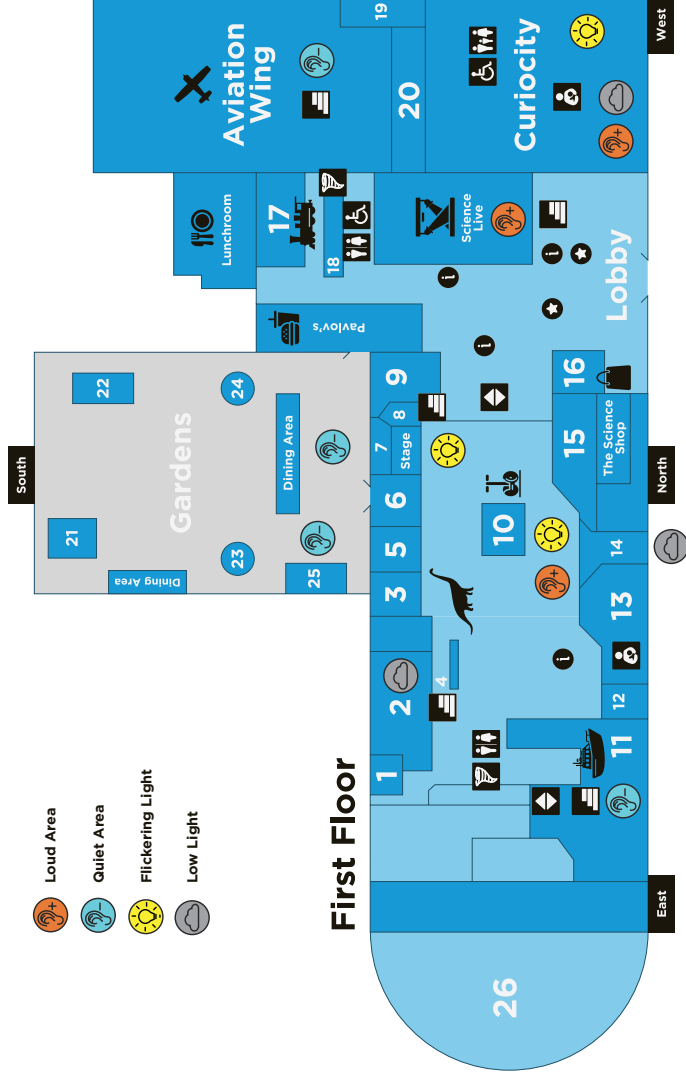
PowerPlay

In PowerPlay I can watch out for smaller children as I run and climb. It is important for me to stay with my adult in this area so I don't get lost.






First Floor

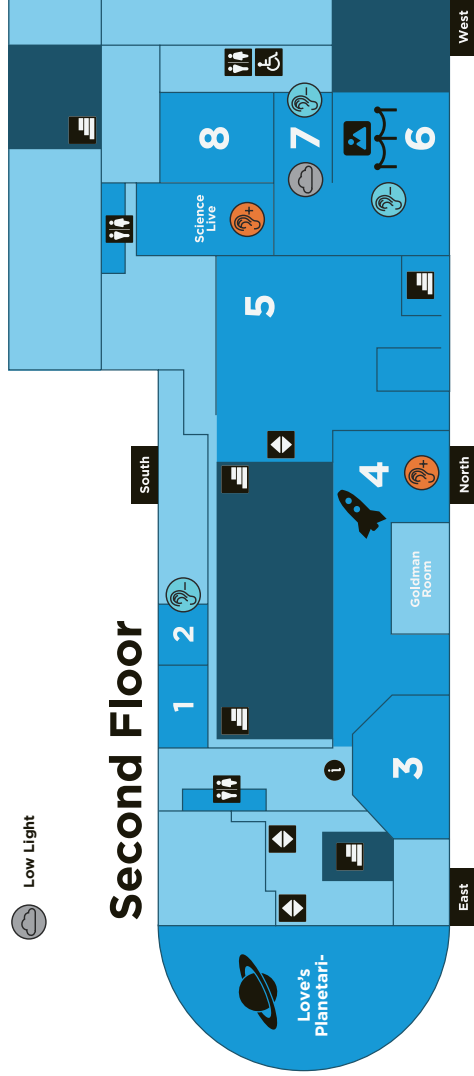


First Floor

- 1 Eye on the Sky
 - 2 Mirror Maze
 - 3 Mighty Mouth
 - 4 Oceanarium
 - 5 EnergyQuest
 - 6 Explorazone
 - 7 Sensory Space
 - 8 Momentum
 - 9 Tinkering Garage
 - 10 Segway
 - 11 Navy Gallery
 - 12 Sound Check
 - 13 KidSpace
 - 14 Light Minded
 - 15 Oklahoma Museum Network Gallery
 - 16 GadgetTrees
 - 17 Tiny Tracks
 - 18 Parlor Car
 - 19 Flight Deck Meeting Room
 - 20 Oklahoma Aviation & Space Hall of Fame
 - 21 Vegetable Garden
 - 22 Excavator
 - 23 Tubular Toss
 - 24 Floral Frisbee
 - 25 Kyoto Garden
 - 26 Marshall Gallery (Event Space)
- Info Desk Stairs Monitor Elevator Restroom Family Restroom Tornado Shelter Wheelchair Accessible Restroom



Second Floor



Second Floor

- 1 Gymnastics Hall of Fame
- 2 Cycle Dynamics
- 3 Power Play
- 4 Destination Space
- 5 Big Game Theory
- 6 smART Space Galleries
- 7 Elemental Worlds
- 8 Classrooms

- Monitor
- Restroom
- Wheelchair Accessible Restroom
- Stairs
- Elevator
- Family Restroom
- Nursing Room

science museum OKLAHOMA

Scan the QR code to view this
guide and the sensory maps online.

